

# WHAT TO BRING CHECKLIST

✂

Checklist:

- Tickets
- Bag
- Sunscreen
- Water bottle
- Hair ties
- Camera
- Wallet & quarters
- Battery charger
- Hat
- \_\_\_\_\_
- \_\_\_\_\_

📷

In this kit you can find your new:

- Checklist
- Multiple silly faces
- The frog game
- Mad lib




## Amusement Park Pack!





Have **FUN** with these silly faces and pose for the 

But first decorate them and add some color!



Match a set of eyes with the perfect mouth!



1. Mount page to cardboard




2. Cut out props



3. Tape to straw or stick





Directions:

1. Mount page to cardboard



2. Cut out props



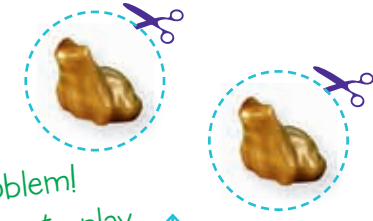
3. Tape to straw or stick



# FIND THE FROG

## HOW TO PLAY (2 players)

Cut out the cards and hide them from each other.  
Place your LEGO frog (or any brick) on a circle.  
Take turns asking each other numbers.  
First one to find the other's frog wins!



No Frog? No problem!  
You can use these two to play



# WRITE YOUR SILLY STORY

Fill in the blanks to complete the story.  
Cut and paste these words if you get stuck!



wild  
 scary  
 fast  
 hot dog  
 thirsty  
 several  
 crazy  
 hungry  
 year  
 pop corn  
 awesome  
 many  
 funny  
 silly  
 food  
 drink  
 month  
 fun



## Trip to the Amusement Park

We had a great day at the amusement park! My friends \_\_\_\_\_ and I decided to try the rollercoaster first! It was so \_\_\_\_\_ to ride so fast! So after \_\_\_\_\_ rounds we had enough \_\_\_\_\_ photos to choose from at the photo booth! We laughed so much when we saw the \_\_\_\_\_ faces we had!

\_\_\_\_\_ looked very scared, but \_\_\_\_\_ and I looked \_\_\_\_\_. After a while we were so \_\_\_\_\_ that we had to look for a \_\_\_\_\_ stand. We bought \_\_\_\_\_ and ate before we headed to the drop tower. That ended up being the \_\_\_\_\_ ride of the day! We need to plan a trip like this every \_\_\_\_\_, it is super \_\_\_\_\_ and it is great to spend time with my friends!

